

Conditions for acceptance

OF WASTE CATEGORIES

MARCH 2025 VERSION

All the practical
information you need
for your waste collection
to run smoothly!



BRUXELLES-PROPRETÉ



pro.brussels 

0800/988 77

www.pro.arp-gan.be

TABLE OF CONTENTS

1. LEGAL RIGHTS AND OBLIGATIONS.....	3
2. SORTING OF ORDINARY WASTE.....	4
2.1. PAPER AND CARDBOARD WASTE	4
2.2. PMD PACKAGING	6
2.3. FOOD OR KITCHEN WASTE	9
2.4. GREEN OR GARDEN WASTE	11
2.5. GLASS WASTE	13
2.6. RESIDUAL WASTE.....	15
3. SORTING OF SPECIFIC WASTE ITEMS	17
3.1. LIGHT BULBS AND LAMPS.....	17
3.2. WOOD.....	18
3.3. CYLINDERS.....	20
3.4. CORKS.....	21
3.5. BRICKS & BRICK FRAGMENTS	22
3.6. CHEMICAL AND HAZARDOUS WASTE	23
3.7. CONSTRUCTION, RENOVATION AND DEMOLITION WASTE.....	26
3.8. PROFESSIONAL ELECTRICAL AND ELECTRONIC WASTE	28
3.9. BULKY PROFESSIONAL WASTE	29
3.10. STYROFOAM AND CRATES.....	31
3.11. OILS	32
3.12. MATTRESSES	33
3.13. MEDICINES AND MEDICAL WASTE	34
3.14. NON-HAZARDOUS MIXED WASTE.....	36
3.15. METALS	37
3.16. PALLETS.....	38
3.17. PAINT	39
3.18. BATTERIES.....	40
3.19. PLASTERBOARD	41
3.20. HARD PLASTICS	42
3.21. TYRES	43
3.22. CHRISTMAS TREES	44
3.23. SOIL	45
3.24. TEXTILES	46
3.25. FLAT GLASS.....	47
4. COLLECTION EQUIPMENT	48
4.1. OVERVIEW OF AVAILABLE VOLUMES.....	48
4.2. CONTAINERS.....	49
4.3. BAGS	51
4.4. LOOSE ITEMS	52
4.5. LARGE CONTAINERS AND COMPACTORS	53
5. COLLECTION LOCATIONS	57
6. PUTTING OUT & COLLECTION TIMES	58
6.1. FOR ORDINARY WASTE.....	58
6.2. FOR SPECIFIC WASTE ITEMS	58
7. BRINGING WASTE TO A RECYPARK.....	59
7.1. RECYPARK REGULATIONS	59
7.2. SORTED WASTE FOR WHICH PAYMENT IS REQUIRED FROM PROFESSIONALS.....	61
7.3. WASTE REFUSED FROM PROFESSIONALS.....	62
8. ANNEX 1 – SPECIFIC CONDITIONS FOR ACCEPTANCE.....	64

1. LEGAL RIGHTS AND OBLIGATIONS

These Conditions for Acceptance are those referred to in our [General Terms and Conditions](#).

The lists of refused waste in certain categories mentioned in these Conditions for Acceptance are intended solely to clarify certain non-compliant types requiring particular attention from our customers. As such, they are not exhaustive and in no way replace the legal requirements in this area.

In accordance with the General Terms and Conditions, in the event of non-compliance with these Conditions for Acceptance, the service provider (hereinafter Bruxelles-Propreté Pro) reserves the right to refuse to empty the collection equipment concerned and/or to charge additional fees for the collection and processing of waste.

A reminder concerning some of your legal obligations:

- **Since 2 February 2013**, any producer or holder of non-household waste (companies, self-employed people, public authorities, non-profit organisations, etc.) that chooses to have its waste collected by a registered collector has been **legally required to have a waste collection contract. It must also sort the paper and cardboard** generated by its professional activity.
- **Since 2 February 2014**, the sorting of **PMD, glass waste** and **green/garden waste** has also been mandatory for professionals.
- **Since 1 May 2023**, shops and businesses have been **required to sort their food or kitchen waste** following the entry into force of a new European directive. They must also sort **metal, wood, rigid plastics, styrofoam / expanded polystyrene, plastic strapping** and **plastic film other than PMD**.
- **Since 1 January 2025**, **textile** waste (clothing, fabrics, linen, etc.) must also be collected separately.

Please note that the above list of requirements is not exhaustive and in no way replaces the legal rules in this matter. It is intended to provide an overview of some of your obligations and cannot cover all the details or nuances of the legislation.

2. SORTING OF ORDINARY WASTE

2.1. PAPER AND CARDBOARD WASTE

WHAT? *What waste should be sorted in this category?*

Waste authorized in the “Paper and cardboard waste” category:

Paper and cardboard waste originating from the normal running of a business, i.e. waste that is similar in nature and composition to waste originating from households.



- | | |
|---|-----------------------------|
| ✓ Envelopes, even with windows; | ✓ Cardboard wrapping paper; |
| ✓ Pure paper / cardboard; | ✓ Newspapers; |
| ✓ White paper / cardboard; | ✓ Magazines; |
| ✓ Coloured paper / cardboard; | ✓ Leaflets; |
| ✓ Paper / cardboard with printed writing; | ✓ Advertising; |
| ✓ Letter paper; | ✓ Magazines / brochures; |
| ✓ Printer / photocopy paper; | ✓ Books; |
| ✓ Cardboard boxes (washing powder boxes, cereal boxes, etc.); | ✓ Archives; |
| ✓ Medication leaflets; | ✓ Files; |
| ✓ Cardboard tubes or cores (accepted if 'Cardboard' only); | ✓ Paper bags; |
| ✓ Metal-free cardboard folders / binders; | ✓ Cardboard packaging; |
| | ✓ Office paper. |

Waste refused in the “Paper and cardboard waste” category:

- | | |
|--|---|
| ⊗ Tetrapaks; | ⊗ Cardboard with an inner plastic layer; |
| ⊗ Dirty boxes used to hold eggs, fish, etc.; | ⊗ Adhesive masking tape / sticky tape; |
| ⊗ Burnt paper; | ⊗ Folders / binders made of plastic or including metal; |
| ⊗ Wallpaper; | ⊗ Takeaway cardboard coffee cups; |
| ⊗ Silicone paper; | ⊗ Honeycomb paper; |
| ⊗ Dirty, soiled or greasy paper / cardboard; | ⊗ Paper towels; |
| ⊗ Laminated paper / cardboard; | ⊗ Paper tablecloths, tissues and napkins; |
| ⊗ Baking paper; | ⊗ Diapers / Nappies; |
| ⊗ Cellophane paper; | ⊗ Paper polluted by: oil, paint, paraffin or other chemicals; |
| ⊗ Carbon paper; | ⊗ Hazardous waste; |
| ⊗ Wax paper; | ⊗ Medical waste; |
| ⊗ Heat-resistant or thermal paper; | ⊗ Food waste / food; |
| ⊗ Metallised/aluminium paper; | ⊗ Radioactive or explosive materials; |
| ⊗ Paper / bags with an aluminium layer; | ⊗ Any erotic content on paper or DVD; |
| ⊗ Bread bags; | ⊗ Hard plastic; |
| ⊗ Cardboard tubes or cores (refused in the “Paper and cardboard mix”); | ⊗ Plastic film, bags and sacks |
| ⊗ Telephone directories; | ⊗ Textiles, clothing; |
| ⊗ Wrapping paper with plastic; | ⊗ Toilet paper; |
| ⊗ Plasticised paper / cardboard; | ⊗ Photos. |
| ⊗ Tracing paper; | |

WHERE? *Where should you put your waste?*

You can dispose of your “Paper and cardboard waste”:

- **In the yellow commercial / pro bag.**
Only if you have a yellow bag commercial contract with our Agency.
- **In the yellow container.**
Only if you have a yellow container commercial contract with our Agency.
- **At our Recypark accessible to professionals.**
See [rates](#), rules and practical information in this document or on the website's [Recypark](#) page.

HOW? *How should you present your waste?*

Some rules for “Paper and cardboard waste”:

- ☑ Paper and cardboard waste must be clean, dry, free from residue, free from plastic film.
- ☑ For the collection of paper and cardboard waste in bags, the use of bags other than the yellow commercial / PRO bag provided for this purpose is prohibited.
- ☑ Paper and cardboard waste may also be put out for collection in cardboard boxes. Paper and cardboard waste must not spill from the box that is used.
- ☑ Pieces of cardboard / newspapers that do not fit in the yellow commercial / PRO bag must be folded and tied securely. It is preferable to use cotton, hemp, jute or sisal string for this. Do not use plastic ties.
- ☑ As far as possible, remove stickers, tape or adhesive from cardboard before putting it out for collection.
- ☑ For the safety of the teams responsible for collection and for more efficient handling during collection rounds, ensure that the compacted cardboard bales and cardboard boxes are easy to handle and transport, i.e. of a reasonable size and weight. Use two medium-sized bales instead of one that is excessively large or heavy.
- ☑ Bag / bales / boxes should be a maximum of fifteen kilograms (15 kg).
- ☑ For collection in containers, paper and cardboard waste must be placed loose in the container.
- ☑ To be accepted for collection, containers must be easy for our teams to handle. It is important to consider their weight and where to leave them. For example, a container that is too heavy, left on cobbles or gravel, or needs to be lifted off a curb may be impossible to collect, so pay attention to these details when preparing your containers for collection.

2.2. PMD PACKAGING

WHAT? *What waste should be sorted in this category?*

Waste authorized in the “PMD packaging” category:

PMD packaging waste originating from the normal running of a business, i.e. waste that is similar in nature and composition to waste originating from households.



✓ **Plastic packaging (P):**

- **Bottles and flasks** (soft drinks, water, milk, juice, bath / laundry / dishwashing products, etc.);
- **Trays and containers** (clean or dirty, but emptied of their contents);
- **Pots, tubes and cups** (yoghurt / flower pots, coffee cups, toothpaste tubes, etc.);
- **Films, bags and sachets** (drinks packaging, crisp packets, aluminium bags, industrial films measuring 1 m² maximum, packaging of less than eight litres (8 l), etc.);
- **Drinks caps** (coffee caps, etc.).
- **Other** (100% plastic hangers).

✓ **Metal packaging (M):** cans, tins, aerosol cans (for food products, for cosmetics, etc.), drinks caps (coffee, etc.), metal lids, caps and capsules (for jars, bottles, etc.), metal containers, metal drums, aluminium plates, aluminium containers, aluminium trays, deodorisers, 100% metal hangers, etc.

✓ **Drinks cartons (D):** any laminated brick-shaped packaging containing liquid products (fruit juice, soup, milk, cream, etc.).

Waste refused in the “PMD packaging” category:

- | | |
|---|---|
| <ul style="list-style-type: none">⊗ Non-transparent garbage bags;⊗ Multi-material hangers (plastic hangers + metal hook);⊗ Hard plastic;⊗ Syringes, intravenous bags (Baxter bags) and other healthcare waste;⊗ Packaging with a capacity greater than eight litres (8 L) (cans, etc.);⊗ Large industrial films, covers/film for pallets and bags of more than 1m²;⊗ Strapping (industrial quantity);⊗ Objects that are not regarded as packaging or are too large: plastic buckets, water hoses, rubber boots, windcheaters, plastic crates, multi-sockets, coffee machines, plastic overshoes, plastic / nitrile gloves, etc.;⊗ Styrofoam / expanded polystyrene – with small white EPS balls;⊗ Gas cylinders (butane, propane, helium, nitrous oxide, etc.); | <ul style="list-style-type: none">⊗ Packaging for pesticides, insecticides, herbicides, rat poison, defoamer;⊗ Packaging for oxidising agents, fuels, engine oils and lubricants;⊗ Packaging for glues, paints, lacquers and varnishes, silicone tubes;⊗ Clothing / textiles;⊗ Packaging made from a mixture of materials that cannot be separated (a layer of plastic film with a layer of aluminium film, kraft packaging with a waterproof plastic membrane, etc.), such as pouches for drinks, compote or wet pet food, crisp tubes, etc.;⊗ Packaging with at least one of the hazard pictograms (acute toxicity, health hazard, risk of infection, corrosive products, etc.) shown below: |
|---|---|



- ⊗ Batteries (lithium, etc.);
- ⊗ Electrical and electronic devices;
- ⊗ Packaging with a child safety cap;

WHERE? *Where should you put your waste?*

You can dispose of your PMD packaging:

- **In the blue commercial / pro bag.**
Only if you have a blue bag commercial contract with our Agency.
- **In the blue container.**
Only if you have a blue container commercial contract with our Agency.
- **At our Recypark accessible to professionals.**
See [rates](#), rules and practical information in this document or on the website's [Recypark](#) page.

HOW? *How should you present your waste?*

Some rules for “PMD packaging”:

- ☑ PMD packaging must be properly emptied, drained or scraped clean of its contents.
- ☑ For the collection of PMD packaging in bags, the use of bags other than the blue commercial / pro bag provided for this purpose is prohibited.
- ☑ Please remove plastic films that cover the whole of bottles, trays or containers and dispose of them separately in the blue commercial / pro bag.
- ☑ Flatten the plastic bottles to reduce their width (not their height) and replace the cap.
- ☑ Do not nest packaging items inside one another and do not pre-pack your PMD packaging waste in tied bags.
- ☑ Don't attach anything to the outside of the blue commercial / pro bag.
- ☑ PMD packaging must have a maximum volume of eight litres (8 L).
- ☑ Bags should be a maximum of fifteen kilograms (15 kg).
- ☑ For container collection, PMC waste can be deposited in bulk or in bags in the container. If you use bags, these must be our Agency's commercial/professional blue bags or transparent bags, otherwise they will be considered non-compliant.
- ☑ To be accepted for collection, containers must be easy for our teams to handle. It is important to consider their weight and where to leave them. A container that is too heavy, left on cobbles or gravel, or needs to be lifted off a curb may be impossible to collect, so pay attention to these details when preparing your containers for collection.

FURTHER INFORMATION

Following the introduction of the European Single Use Plastics (SUP) Directive, the Brussels-Capital Region and Brussels Environment have decided to take packaging prevention a step further, in particular by launching the **new Packaging Facilitator service to give all public and professional bodies free assistance with the introduction of sustainable packaging systems**. For more information, read [our article on this subject](#) or visit the Brussels Environment website.

2.3. FOOD OR KITCHEN WASTE

WHAT? *What waste should be sorted in this category?*

Waste authorized in the “Food or kitchen waste” category :

Food or kitchen waste originating from the normal running of a business, i.e. waste that is similar in nature and composition to waste originating from households.



- ✓ Meal leftovers / leftovers on plates (including leftover meat and fish);
- ✓ Leftover bread dough from bakeries in any quantity;
- ✓ Fruit and vegetable peel;
- ✓ Confectionery without its packaging;
- ✓ Coffee grounds;
- ✓ Tea bags made of paper only;
- ✓ Paper towels used to clear up food leftovers only;
- ✓ Paper tissues and napkins (unless you have caught COVID-19, throw them away after use in the fuchsia commercial / pro bag or the black container for residual waste);
- ✓ Expired foods (without their packaging).

Waste refused in the “Food or kitchen waste” category:

- | | |
|---|---|
| ⊗ Non-food waste, even if biodegradable; | ⊗ Soap and cleaning product residue; |
| ⊗ Compostable / biodegradable packaging; | ⊗ Food supplements; |
| ⊗ Green / garden waste; | ⊗ Medications; |
| ⊗ Inert waste (soil, stone, glass, etc.); | ⊗ Flour; |
| ⊗ Toxic waste; | ⊗ Diapers / nappies; |
| ⊗ Liquid food waste such as soup, oil (see “Oils”), dairy products, etc.; | ⊗ Wood ash; |
| ⊗ Waste of animal or non-animal origin that is rejected for public health reasons (cat 1, cat 2, FASFC-rejected); | ⊗ Shells: eggs, nuts, oysters, mussels, etc.; |
| | ⊗ Litters, even if biodegradable; |
| | ⊗ Bones, carcasses and fish bones; |
| | ⊗ Fruit stones. |

WHERE? *Where should you put your waste?*

You can dispose of your “Food or kitchen waste”:

- **In the orange commercial / pro bag.**
Only if you have an orange bag commercial contract with our Agency.
- **In the small orange bin**
Optional for commercial clients. Usually a container will better suit your needs.
- **In the orange container.**
Only if you have an orange container commercial contract with our Agency.

HOW? How should you present your waste?

Some rules for “Food or kitchen waste”:

- ☑ Food or kitchen waste is refused at Recypark → See [“Waste not accepted from professionals”](#).
- ☑ For the collection of food or kitchen waste in bags, the use of bags other than the orange commercial / pro bag provided for this purpose is prohibited.
- ☑ **The small twenty-five litre (25 L) orange bin:** you must use the orange commercial / pro bag sold exclusively by us. The bag must always be tied securely in the small orange bin. Our collection teams will take your bag away and leave your bin on the pavement so that you can reuse it for the next collection.
- ☑ **The large one hundred and forty litre (140 L) and two hundred and forty litre (240 L) containers:** you can put your food waste loose in the orange container provided to you on the basis of your collection contract with us. However, for reasons of hygiene and cleanliness, we recommend that you put your food waste in a rubbish bag before it goes into the orange container. The bag must either be one of our orange commercial / pro bags or a colourless transparent bag: if not, it will be considered non-compliant for the collection of food or kitchen waste.
- ☑ Bags should be a maximum of fifteen kilograms (15 kg).
- ☑ To be accepted for collection, containers must be easy for our teams to handle. It is important to consider their weight and where to leave them. For example, a container that is too heavy, left on cobbles or gravel, or needs to be lifted off a curb may be impossible to collect, so pay attention to these details when preparing your containers for collection.

FURTHER INFORMATION

Do you produce food waste and would like to recycle it better and reduce your collection costs at the same time? **The Brussels Environment Professional Biowaste Facilitator** is there to provide expert advice and answer your questions. The facilitator offers a **free service to professionals to optimise the management of their biowaste**, as sorting has been compulsory in the Brussels-Capital Region since 1 May 2023. For more information, read [our article on this subject](#) or visit the Brussels Environment website.

Alternatives exist to recycle your food waste: [Please visit our website dedicated to this purpose.](#)

2.4. GREEN OR GARDEN WASTE

WHAT? *What waste should be sorted in this category?*

Waste authorized in the “Green or garden waste” category:

Biodegradable garden waste, i.e. plant waste originating from the normal maintenance of gardens and terraces by a business, i.e. waste that is similar in nature and composition to waste originating from households.



- | | |
|--|--|
| ✓ Branches (maximum diameter 8 cm and maximum length 1.5 m); | ✓ Hedge trimmings; |
| ✓ Dead leaves; | ✓ Shrub trimmings; |
| ✓ Wilted flowers; | ✓ Grass cuttings (accepted for collection); |
| ✓ Weeds; | ✓ Wood chips; |
| ✓ Plants; | ✓ Bark; |
| ✓ Florist waste (diseased flowers/plants with pesticides/parasites); | ✓ Tree stumps / logs / trunks (maximum diameter 30 cm and maximum length 2 m)
→ Only in Recypark. |

Waste refused in the “Green or garden waste” category:

- | | |
|---|---|
| ⊗ Grass cuttings (refused at Recypark); | ⊗ Paper → See “Paper and cardboard waste” ; |
| ⊗ Soil; | ⊗ Branches (more than 8 cm in diameter or 1.5 m in length); |
| ⊗ Sand; | ⊗ Tarpaulins, wire mesh, fence posts, cement or plastic edging; |
| ⊗ Animal faeces; | ⊗ Tree stumps / logs / trunks (more than 30 cm in diameter or 2 m in length). |
| ⊗ Pebbles; | |
| ⊗ Gravel and chippings; | |
| ⊗ Bricks and brick fragments; | |
| ⊗ Slabs; | |
| ⊗ Scrap metal; | |

WHERE? *Where should you put your waste?*

You can dispose of your “Green or garden waste”:

- **In the green commercial / pro bag.**
Only if you have a green bag commercial contract with us.
- **At our Recypark accessible to professionals.**
See [rates](#), rules and practical information in this document or on the website's [Recypark](#) page.

HOW? How should you present your waste?

Some rules for “Green or garden waste”:

- ☑ For green or garden waste and garden wood, see ["Sorted waste for which payment is required from professionals"](#).
- ☑ Waste such as “Grass cuttings” is refused at Recypark → See ["Waste not accepted from professionals"](#).
- ☑ For the collection of green or garden waste in bags, the use of bags other than the green commercial / pro bag provided for this purpose is prohibited.
- ☑ Branches with a maximum diameter 8 cm and a maximum length of 1.5 m can be presented for collection in the bundles tied together with a biodegradable tie to make them easy to pick up.
- ☑ Tied bundles must be made easy to handle: the maximum bag and bundle weight is fifteen kilograms (15 kg).

2.5. GLASS WASTE

There are three types of glass. It is important to distinguish them, because they are not all recyclable:

1. **Hollow glass:** glass bottles and jars, either whole or in fragments. The glass may be transparent or coloured. Hollow glass is almost endlessly recyclable without loss of quality.
2. **Flat glass:** as its name suggests, this type of glass is flat. It may or may not be recyclable.
3. **Hazardous glass:** includes all categories of glass that have been in contact with chemicals or toxic products, laboratory products or medicines. This glass must be stored separately.



WHAT? *What waste should be sorted in this category?*

Waste authorized in the “Glass waste” category:

Transparent or non-transparent glass waste, whether colourless or coloured, originating from the normal running of a business, i.e. waste that is similar in nature and composition to waste originating from households.

- ✓ Hollow food glass and jars without food remains, provided any gravure printing does not contain colour.
- ✓ Authorized glass packaging waste that has been broken (bottles, jars, flasks, etc.) can be included as long as it represents a minority of the glass waste.

Waste refused in the “Glass waste” category:

- ✓ Tubes;
- ✓ Needles;
- ✓ Borosilicate glass;
- ✓ Laboratory glass and medical packaging;
- ✓ Glass stoppers and packaging items;
- ✓ Lamps (light fixtures, bulbs, neon lights and tubes);
- ✓ Drinking glasses and glassware (their chemical composition is not the same);
- ✓ Glass containing lead;
- ✓ Vitroceramic glass (stove glass, Pyrex, glazing from wood burners, ovens, microwaves or hob) → See [“Bulky professional waste”](#);
- ✓ Pottery, porcelain, ceramics, terracotta (plates, cups, etc.);
- ✓ Bottles that have contained chemicals;
- ✓ Bottles from hospitals and similar waste still containing liquids;
- ✓ Plastic lids, caps, capsules, tubes → See [“PMD waste”](#);
- ✓ Deliberately crushed glass (prohibited due to weight, high density);
- ✓ Flat glass (mirrors, panes, laminated glass (windscreens), etc.) → See [“Flat glass”](#);
- ✓ Glass resistant to high temperatures (oven dishes, etc.);
- ✓ Opaline and crystal (opaline bottle, wine glasses, etc.).

WHERE? *Where should you put your waste?*

You can dispose of your transparent coloured or non-coloured glass waste:

- **In the green container.**
Only if you have a green container commercial contract with us.
- **At our Recypark accessible to professionals.**
See [rates](#), rules and practical information in this document or on the website's [Recypark](#) page.



You can dispose of your non-transparent coloured or non-coloured glass waste, as well as your broken glass waste:

- **For small items only: in the fuchsia commercial / pro bag or the black container.**
Examples of small broken glass waste: drinking glasses, small mirrors, bottles, jars, flasks, etc. Only incandescent (ordinary) and halogen bulbs may be put in the fuchsia commercial / pro bag or the black container.
- **For small and large items: at our Recypark accessible to professionals and/or via our professional waste removal service (on a quotation basis).**
Examples of large broken glass waste: large mirrors, panes, etc. Energy-saving bulbs and LED lamps may be taken to a [Recypark](#) or collected by our professional waste removal service. Fluorescent tubes (neon lights) are only accepted via our professional waste removal service (contact us at pro@arp-gan.be).



HOW? *How should you present your waste?*

Some rules for “Glass waste”:

- ☑ Glass waste from professionals must not go into the bottle banks, which are for citizens without a collection contract.
- ☑ Glass waste must have lids, tops or caps removed and be emptied of its contents.
- ☑ Please carefully wrap any sharp objects or packages to prevent injury to our personnel.
- ☑ To be accepted for collection, containers must be easy for our teams to handle. It is important to consider their weight and where to leave them. For example, a container that is too heavy, left on cobbles or gravel, or needs to be lifted off a curb may be impossible to collect, so pay attention to these details when preparing your containers for collection.
- ☑ Glass waste must be presented in bulk as follows in large containers: white glass, coloured glass, mixed glass.
- ☑ Transparent glass bottles from hospitals and similar waste emptied of its contents can only be accepted for ‘Glass waste’ collection if it has not contained hazardous or potentially hazardous products.

2.6. RESIDUAL WASTE

WHAT? *What waste should be sorted in this category?*

Waste authorized in the “Residual waste” category:

Residual waste originating from the normal activity of a business, i.e. residual waste that is similar in nature and composition to waste originating from households.



- ✓ Exclusively waste which does not have to be presented for selective collection under a legal or regulatory provision;
- ✓ Wet, contaminated (fleas, etc.) or soiled textiles;
- ✓ Incandescent bulbs;
- ✓ Inner tubes;
- ✓ Adhesive masking tape / sticky tape;
- ✓ Halogen lamps.

Waste refused in the “Residual waste” category:

- ⊗ Hazardous waste as defined in Article 3, 2° of the Ordinance of 14 June 2012 on hazardous waste (for more information, see [“Chemical and hazardous waste”](#));
- ⊗ Batteries;
- ⊗ Tyres;
- ⊗ Mineral and edible oils;
- ⊗ Food fats;
- ⊗ Waste electrical or electronic equipment;
- ⊗ Drugs;
- ⊗ Vehicle parts;
- ⊗ Mattresses;
- ⊗ Clean and dry textiles (including clothes with holes in them);
- ⊗ Liquid waste from printing products;
- ⊗ Waste which presents an explosion or fire risk;
- ⊗ Animal carcasses or parts;
- ⊗ Waste from slaughterhouses and boning facilities, apart from food or kitchen waste and pet faeces;
- ⊗ Radioactive waste;
- ⊗ Waste containing asbestos (Eternit);
- ⊗ Hydrocarbon-based waste (roofing);
- ⊗ Construction, renovation and demolition waste;
- ⊗ Tree stumps / trunks;
- ⊗ Bulky items;
- ⊗ Non-combustible metal waste;
- ⊗ Food glass waste collected for the customer using glass containers whose capacity needs to be adapted in agreement with Bruxelles-Propreté Pro;
- ⊗ Waste that is accepted at a [Recypark](#) or in one of the ordinary selective collections;
- ⊗ Waste that can be taken by our professional waste removal service.

WHERE? *Where should you put your waste?*

You can dispose of your “Residual waste”:

- **In the fuchsia commercial / pro bag.**
Only if you have a fuchsia bag commercial contract with us.
- **In the black container.**
Only if you have a black container commercial contract with us.

HOW? *How should you present your waste?*

Some rules for “Residual waste”:

- ☑ Residual waste is refused at Recypark → See [“Waste not accepted from professionals”](#).
- ☑ [Hangers \(product\)](#) purchased separately go into the residual waste fraction. On the other hand, [hangers sold with \(under\)garments or from the pressings](#), whether made entirely of plastic or entirely of metal, are considered to be packaging components and are therefore accepted in the "PMC Packaging" fraction.
- ☑ For the collection of residual waste in bags, the use of bags other than the fuchsia commercial / pro bag provided for this purpose is prohibited.
- ☑ You can put your loose residual waste in the black container. However, for reasons of hygiene and cleanliness, we recommend that you put your residual waste in a rubbish bag of your choice before it goes into the container.
- ☑ Please carefully wrap any sharp objects or packages to prevent injury to the employees of our Agency.
- ☑ Bags should be a maximum of fifteen kilograms (15 kg).
- ☑ To be accepted for collection, containers must be easy for our teams to handle. It is important to consider their weight and where to leave them. For example, a container that is too heavy, left on cobbles or gravel, or needs to be lifted off a curb may be impossible to collect, so pay attention to these details when preparing your containers for collection.

3. SORTING OF SPECIFIC WASTE ITEMS

3.1. LIGHT BULBS AND LAMPS

WHAT? *What waste should be sorted in this category?*

Waste authorized in the “Bulbs and lamps” category:

- ✓ Fluorescent tubes / neon lights accepted only via the professional waste removal service;
- ✓ Energy-saving lamps (energy-saving bulbs and tubes) max. 10 items;
- ✓ LED lamps.

Waste refused in the “Bulbs and lamps” category:

- ⊗ Fluorescent tubes / neon lights refused at Recypark → See [“Waste not accepted from professionals”](#);
- ⊗ Incandescent bulbs → See [“Residual waste”](#);
- ⊗ Halogen lamps → See [“Residual waste”](#).

WHERE? *Where should you put your waste?*

You can dispose of your “Bulbs and lamps” waste:

- **At our Recypark accessible to professionals.**
See [rates](#), rules and practical information in this document or on the website’s [Recypark](#) page.
- **Via our professional waste removal service.**
 - **On a quotation basis:** contact us at pro@arp-gan.be.
 - **For bulky professional waste only:** phone us on 0800/981 81 to make arrangements.

HOW? *How should you present your waste?*

Some rules for “Bulbs and lamps” waste:

- ☑ Energy-saving bulbs must be presented in a bag at a Recypark.
- ☑ Some waste in the “Bulbs and lamps” category may be hazardous, so please also take account of the safety rules for [“Hazardous waste”](#).

3.2. WOOD

There are three types of wood. It is important to distinguish them, because they are not all recyclable. They are therefore treated separately:

1. **Wood A → reuse and recycling:** untreated, uncontaminated and non-hazardous wood reused to make new products (e.g. pallets, boxes, solid wooden crates, untreated wood scraps/sawdust, beams, etc.).
2. **Wood B (or AB) → recycling:** treated, uncontaminated and non-hazardous wood generally reused in an energy recovery circuit (e.g.: painted wood, varnished wood, glued wood, plywood, wood with textile, treated wood scraps/sawdust, etc.).
3. **Wood C → incineration:** highly treated, contaminated or hazardous wood. This is incinerated at special facilities (e.g.: railway sleepers, wooden electricity poles, impregnated wood, etc.).

WHAT? *What waste should be sorted in this category?*

Waste authorized in the “Wood” category:

- | | |
|--|--|
| ✓ Treated and untreated wood; | ✓ Wooden shutters; |
| ✓ Boards; | ✓ MDF (medium density fibreboard); |
| ✓ Doors; | ✓ Laminate flooring; |
| ✓ Beams; | ✓ Wooden flooring; |
| ✓ Disassembled furniture; | ✓ Tree stumps / trunks (max. diameter 30 cm and max. length 2 m) → Only in Recypark. |
| ✓ Wooden frames; | |
| ✓ Chipboard and veneer wood, even if covered with plastic; | |

Waste refused in the “Wood” category:

- ⊗ Rotten wood (not recycled but intended for thermal recovery) → See [“Bulky professional waste”](#);
- ⊗ Chemical and hazardous waste;
- ⊗ Creosote-treated wood;
- ⊗ Wood impregnated with / stained by oil;
- ⊗ Pesticides or wood protection products;
- ⊗ Railway sleepers;
- ⊗ Tree stumps / trunks (more than 30 cm in diameter or 2 m in length)
→ See [“Waste not accepted from professionals”](#).

WHERE? *Where should you put your waste?*

You can dispose of your “Wood” waste:

- **At our Recypark accessible to professionals.**
See [rates](#), rules and practical information in this document or on the website's [Recypark](#) page.
- **Some wood waste is accepted as “[Green or garden waste](#)” in green commercial / pro bags.**
Only if you have a green bag commercial contract with us.
- **Some wood waste is accepted via our professional waste removal service.**
 - **On a quotation basis:** contact us at pro@arp-gan.be.
 - **For bulky professional waste only:** phone us on 0800/981 81 to make arrangements.

HOW? *How should you present your waste?*

Some rules for “Wood” waste:

- ☑ For sawdust, frames, doors, shutters and beams, see [“Sorted waste for which payment is required”](#).
- ☑ For optimal recycling of the wood waste mentioned above and for the processing of wooden planks more than sixty centimetres (60 cm) long, as well as entire small items of furniture measuring less than one metre (1 m) per side, you should preferably take the wood to one of the Brussels Recypark accessible to professionals.
- ☑ The different types of wood (simple wood, treated wood, rotten wood) must be sorted separately into specific containers at the Recypark.
- ☑ For the wood category, please specify the type of wood: Wood A (pallets), Wood B (mixed wood, bulky wood) or Wood C (chemically treated wood not collected via our professional waste removal service on quotation, can only be taken to a Recypark).

3.3. CYLINDERS

WHAT? *What waste should be sorted in this category?*

Waste authorized in the “Cylinders” category:

- ✓ Nitrous oxide cylinders.

Waste refused in the “Cylinders” category:

- ⊗ We do not cover this waste stream for professionals (gas cylinders or cartridges, LPG tanks, helium cylinders).

WHERE? *Where should you put your waste?*

To dispose of your waste in the category:

- **Nitrous oxide cylinders** → Please contact our sales team so that we can analyze your collection request: pro@arp-gan.be.
- **Gas cylinders or cartridges, LPG tanks, helium cylinders** → Return to the supplier if possible or contact Brussels Environment for more information on 02/775.75.75.

HOW? *How should you present your waste?*

Some rules for “Cylinders” waste:

- ☑ “Cylinder” waste is refused at our Recypark → See [“Waste not accepted from professionals”](#) and is not collected by our professional waste removal service.

3.4. CORKS

WHAT? *What waste should be sorted in this category?*

Waste authorized in the “Corks” category:

- ✓ All clean and dry corks (wine, champagne, cider, etc.).

Waste refused in the “Corks” category:

- ⊗ Metal or plastic caps and lids → See [“PMD waste”](#).
- ⊗ Other caps → See [“Residual waste”](#).

WHERE? *Where should you put your waste?*

You can dispose of your “Corks waste”:

- **At our Recypark accessible to professionals.**
See [rates](#), rules and practical information in this document or on the website’s [Recypark](#) page.

HOW? *How should you present your waste?*

Some rules for “Corks waste”:

- ☑ The corks must be clean and dry.

3.5. BRICKS & BRICK FRAGMENTS

WHAT? *What waste should be sorted in this category?*

Waste authorized in the “Bricks and brick fragments” category:

- | | | |
|----------------|----------------------|-----------------|
| ✓ Concrete; | ✓ Slabs; | ✓ Cement; |
| ✓ Earthenware; | ✓ Gravel / rubble; | ✓ Bond stone; |
| ✓ Bricks; | ✓ Pebbles / stones; | ✓ Cobblestones; |
| ✓ Blocks; | ✓ Lintels; | ✓ Roof tiles. |
| ✓ Floor tiles; | ✓ Hollow-core slabs; | |

Waste refused in the “Bricks and brick fragments” category:

- | | |
|--|--|
| ⊗ Plaster, plasterboard sheets or tiles → See “Plasterboard” ; | ⊗ Cellular concrete → See “Bulky professional waste” ; |
| ⊗ Gyproc → See “Plasterboard” ; | ⊗ Roofing materials; |
| ⊗ Asbestos (Eternit); | ⊗ Sand; |
| ⊗ Fibre cement; | ⊗ Ytong block → See “Non-hazardous mixed waste” . |

WHERE? *Where should you put your waste?*

You can dispose of your “Bricks and brick fragments waste”:

- **Via our professional waste removal service.**
 - **On a quotation basis:** contact us at pro@arp-gan.be.
 - **For bulky professional waste only:** phone us on 0800/981 81 to make arrangements.
- **At our Recypark accessible to professionals.**
See [rates](#), rules and practical information in this document or on the website's [Recypark](#) page.

HOW? *How should you present your waste?*

Some rules for “Bricks and brick fragments waste”:

- ✓ Loose “Bricks and brick fragments” waste is refused at Recypark. It must be in bags. For more information see [“Sorted waste for which payment is required”](#).
- ✓ Max. of 10% of impurities (sand, finishing plaster, etc.) contained in your waste of this category.
- ✓ Max. volume of 10 m³ for bricks and brick fragments collected in large 10 m³ containers.
- ✓ Present your waste without any other wood, plastic or metal waste (e.g. toilets should be presented without plastic seat or flush mechanism, sinks should be presented without taps, etc.).
- ✓ A maximum of twenty bags (20) may be brought to a Recypark.
- ✓ A maximum of twenty kilograms (20 kg) per bag measuring 50 x 80 cm.

3.6. CHEMICAL AND HAZARDOUS WASTE

Hazardous waste as defined in Article 3, 2° of the Ordinance of 14 June 2012:

Hazardous waste: any waste that presents one or more of the hazardous properties listed below:

H1	“Explosive” : substances and preparations that can explode if exposed to a flame or that are more sensitive to shock or friction than dinitrobenzene.
H2	“Oxidising agent” : substances and preparations that present a strongly exothermic reaction in contact with other substances, particularly flammable substances.
H3-A	“Highly flammable” :
	- substances and preparations in liquid state (including extremely flammable liquids) with a flash point below 21°C, or
	- substances and preparations capable of heating up to the point of ignition in air at room temperature without any energy input, or
	- substances and preparations in solid state that can be easily ignited through brief exposure to a source of ignition and that continue to burn or be consumed after the ignition source has been removed, or
	- substances and preparations in the gaseous state that are flammable in air at normal pressure, or
	- substances and preparations that produce easily flammable gases in dangerous quantities when in contact with water or humid air.
H3-B	“Flammable” : liquid substances and preparations whose flash point is equal to or greater than 21°C and less than or equal to 55°C.
H4	“Irritant” : non-corrosive substances and preparations that can cause an inflammatory reaction through immediate, prolonged or repeated contact with the skin or mucous membranes.
H5	“Harmful” : substances and preparations that may entail risks of limited severity through inhalation, ingestion or skin penetration.
H6	“Toxic” : substances and preparations (including very toxic substances and preparations) that may entail serious, acute or chronic risks or even death through inhalation, ingestion or skin penetration.
H7	“Carcinogenic” : substances and preparations that may produce cancer or increase its frequency through inhalation, ingestion or skin penetration.
H8	“Corrosive” : substances and preparations that may have a destructive effect in contact with living tissue.
H9	“Infectious” : substances and preparations containing viable micro-organisms or their toxins that are known or reasonably believed to cause disease in humans or other living organisms.
H10	“Reprotoxic” : substances and preparations that may produce non-hereditary congenital malformations or increase their frequency through inhalation, ingestion or skin penetration.
H11	“Mutagenic” : substances and preparations may produce hereditary genetic defects or increase their frequency through inhalation, ingestion or skin penetration.
H12	Waste that, in contact with water, air or an acid, releases a toxic or very toxic gas .
H13	“Sensitising” : substances and preparations that, through inhalation or skin penetration, may give rise to a hypersensitisation reaction such that further exposure to the substance or preparation produces characteristic adverse effects.
H14	“Ecotoxic” : waste that presents or may present immediate or delayed risks for one or more components of the environment.
H15	Waste that after disposal is likely to form , by any means whatsoever, another substance , for example a leachate, which has one of the characteristics listed above.

WHAT? *What waste should be sorted in this category?*

Waste authorized in the “Chemical and hazardous waste” category:

Chemical and hazardous waste can be identified in particular by any of the symbols below displayed on its packaging: corrosive, irritant / harmful, hazardous to the environment, flammable, serious health hazard, toxic.



- | | |
|--|---|
| ✓ Maintenance, cleaning, gardening products; | ✓ Batteries (via Bebat); |
| ✓ Dyes, nail polish; | ✓ Medical products; |
| ✓ Lighters; | ✓ Thermometers; |
| ✓ Fire extinguishers; | ✓ Articles for cars; |
| ✓ X-rays; | ✓ Paints, varnishes and sealants; |
| ✓ Food / frying fat and oil (via Valorfrit); | ✓ Printing products; |
| ✓ All aerosols except for empty cosmetic and food aerosols → See “PMD waste” ; | ✓ Bulbs separated by type, compact fluorescent lamps ('energy-saving'), fluorescent tubes / neon lights and LED lamps (via Recupel). |
| ✓ Perfumes; | |

Waste refused in the “Chemical and hazardous waste” category:

- ⊗ Potentially explosive products;
- ⊗ Potentially radioactive products (including uranyl acetate);
- ⊗ Infectious products (clinical waste);
- ⊗ Potentially infectious products (probes, tubing, bags, etc.);
- ⊗ Bacteriological waste;
- ⊗ Waste containing asbestos.

WHERE? *Where should you put your waste?*

You can dispose of your “Chemical and hazardous waste”:

- **Via our professional waste removal service: request a chemicals quotation.**
Send us your list of chemical waste items via pro@arp-gan.be or by fax to 02/780.28.38.
 - We will send you a quotation for approval;
 - A dispatch note will contain the description and quantities;
 - We will fix an appointment for the collection of your waste;
 - We will remove your chemical waste in a manner consistent with the safety standards specific to your type of waste.

HOW? How should you present your waste?

Some rules for “Chemical and hazardous waste”:

- ☑ Professionals may not take their chemical and hazardous waste to ProxyChimik (accessible to citizens only) or to a Recypark → See [“Waste not accepted from professionals”](#).
- ☑ Chemicals must be in their original, tightly closed packaging (not loose in a plastic bag). If there is no original packaging, write the name of the product clearly on the packaging.
- ☑ Also hand in the empty packaging of professional chemicals.
- ☑ Hand in energy-saving light bulbs, fluorescent tubes / neon lights and LED lamps in a plastic bag to keep them separate from other waste.
- ☑ Separate liquid materials from solid materials.
- ☑ Do not mix materials together.
- ☑ Hazardous waste must be presented in specific containers which are in good condition and easy to access and handle.
- ☑ Fluorescent tubes and x-rays must be presented for collection without their individual packaging. In all cases, waste presenting a specific hazard during handling (peroxides, cyanides, sodium, phosphorus, acids, alkalis, etc.) must be isolated from other chemical waste and clearly identified.

3.7. CONSTRUCTION, RENOVATION AND DEMOLITION WASTE

WHAT? *What waste should be sorted in this category?*

Any item physically attached to your business or commercial premises is, generally speaking, considered to be construction, renovation or demolition waste. However, two categories of waste should be distinguished:

Waste authorized in the “Inert construction, renovation and demolition waste” category:

- | | |
|--------------------|--|
| ✓ Rubble; | ✓ Roof tiles; |
| ✓ Bricks; | ✓ Concrete; |
| ✓ Brick fragments; | ✓ Bond stone; |
| ✓ Pebbles; | ✓ Cement; |
| ✓ Stones; | ✓ Plaster (scraps, Gyproc type boards and ceilings). |
| ✓ Floor tiles; | |
| ✓ Slabs; | |

Waste authorized in the “Other construction, renovation and demolition waste” category:

- | | |
|--------------------------------------|----------------------|
| ✓ Treated and untreated wood; | ✓ Gutters and pipes; |
| ✓ Wooden, metal or plastic doors; | ✓ Floor coverings; |
| ✓ Wooden, metal or plastic frames; | ✓ Bathroom fixtures. |
| ✓ Wooden, metal or plastic shutters; | |

Waste refused in the “Construction, renovation and demolition waste” category:

- | |
|--|
| ⊗ Roof covering materials (roofing felt / Derbigum). |
| ⊗ Asbestos (Eternit). |

WHERE? *Where should you put your waste?*

You can dispose of your “Construction, renovation and demolition waste”:

- **At our Recypark accessible to professionals.**
See [rates](#), rules and practical information in this document or on the website's [Recypark](#) page.
- **Via our professional waste removal service.**
 - **On a quotation basis:** contact us at pro@arp-gan.be.
 - **For bulky professional waste only:** phone us on 0800/981 81 to make arrangements.

HOW? *How should you present your waste?*

Some rules for “Construction, renovation and demolition waste”:

- ☑ For frames, doors, shutters and construction timber, plaster in bags (scraps, Gyproc type boards and ceilings), see [“Sorted waste for which payment is required”](#).
- ☑ Roof covering materials (roofing felt / Derbigum) are refused at Recypark → See [“Waste not accepted from professionals”](#).
- ☑ Loose “Bricks and brick fragments” waste is refused at Recypark. It must be in bags. For more information see [“Sorted waste for which payment is required”](#).
- ☑ A maximum of twenty bags (20) may be brought to a Recypark.
- ☑ A maximum of twenty kilograms (20 kg) per bag measuring 50 x 80 cm.

3.8. PROFESSIONAL ELECTRICAL AND ELECTRONIC WASTE

WHAT? *What waste should be sorted in this category?*

Waste authorized in the “Professional electrical and electronic waste” category:

- ✓ **Large household appliances:** refrigerated counters, large photocopiers, vending machines, large coffee machines, washing machines, dryers, dishwashers, hoods, ovens, stoves, refrigerators, freezers, etc.
- ✓ **Small household appliances:** vacuum cleaners, toasters, small coffee machines, hair dryers, waffle irons, mixers, microwave ovens, fryers, kettles, irons, electric garden or DIY tools, etc.
- ✓ **Multimedia devices:** computers, touchscreen tablets, computer screens, television screens, radios, hi-fi systems, mobile phones, MP3 players, cameras, video recorders, alarm clocks, etc.
- ✓ **Bulbs separated by type:** compact fluorescent bulbs (‘economy bulbs’), fluorescent tubes (‘economy tubes’), LED lamps and incandescent bulb (‘ordinary bulbs’), etc.
- ✓ **Lighting:** floor lamps, desk lamps, chandeliers, lanterns, etc.

Waste refused in the “Professional electrical and electronic waste” category:

- ✗ Plastic film → See [“PMD waste”](#).

WHERE? *Where should you put your waste?*

You can dispose of your “Professional electrical and electronic waste”:

- **Via our professional waste removal service.**
 - **On a quotation basis:** contact us at pro@arp-gan.be.
 - **For bulky professional waste only:** phone us on 0800/981 81 to make arrangements.
- **Contact Recupel directly.**

HOW? *How should you present your waste?*

Some rules for “Professional electrical and electronic waste”:

- ☑ Professional electrical appliances are refused at Recypark → See [“Waste not accepted from professionals”](#).
- ☑ Appliances must not contain batteries or bulbs.
- ☑ Fridges and freezers must be empty.
- ☑ Fryers must be free of fat or oil.

3.9. BULKY PROFESSIONAL WASTE

WHAT? *What waste should be sorted in this category?*

Waste authorized in the “Bulky professional waste” category:

Bulky professional waste is waste from your professional activity that cannot be collected in bags due to its nature, weight or size. See [“Sorted waste for which payment is required”](#).

- | | |
|---|---|
| ✓ Furniture and decorative furnishings (tables, armchairs, carpets, etc.); | ✓ Rotten wood (not recycled but intended for thermal recovery); |
| ✓ Vitroceramic glass (stove glass, Pyrex, glazing from wood burners, ovens, microwaves or hob); | ✓ Plastic frames; |
| | ✓ Plastic shutters; |
| | ✓ Rimless bicycle tires; |
| | ✓ Cellular concrete. |

Waste refused in the “Bulky professional waste” category:

However, there are three types of waste that require specific treatment:

1. Chemical products.
2. Large electrical and electronic appliances (refrigerated counters, large photocopiers, vending machines, coffee machines).
3. Inert waste (rubble, bricks, stones, breeze-blocks.....).

- | | |
|---|--|
| ⊗ Chemical waste; | ⊗ Mattresses that may present risks for the personnel responsible for handling them (pointed or sharp parts, etc.); |
| ⊗ Inert waste; | ⊗ Mattresses with large areas of deep wetness or presenting very clear signs of fungal proliferation; |
| ⊗ Empty paint cans; | ⊗ Mattresses that are excessively soiled, degraded or damaged or with large areas in an advanced state of deterioration. |
| ⊗ Badly worn-out mattresses; | ⊗ Bicycle tyres with rim → in “Metals” category. |
| ⊗ Mattresses in pieces; | |
| ⊗ Burnt mattresses; | |
| ⊗ Mattresses whose materials cannot be recycled (straw, animal hair, etc.); | |
| ⊗ Mattresses whose mechanical strength is seriously compromised; | |
| ⊗ Damp / visibly wet mattresses; | |

WHERE? *Where should you put your waste?*

You can dispose of your “Bulky professional waste”:

- **Via our professional waste removal service.**
 - **On a quotation basis:** contact us at pro@arp-gan.be.
 - **For bulky professional waste only:** phone us on 0800/981 81 to make arrangements.
- **At our Recypark accessible to professionals.**
See [rates](#), rules and practical information in this document or on the website's [Recypark](#) page.

HOW? *How should you present your waste?*

Some rules for “Bulky professional waste”:

- ☒ Bulky items are sorted by category.
- ☒ For frames and shutters, see [“Sorted waste for which payment is required”](#).

3.10. STYROFOAM AND CRATES

WHAT? *What waste should be sorted in this category?*

Waste authorized in the “Styrofoam and crates” category:

- ✓ Non-food packaging Styrofoam (also called Expanded Polystyrene - EPS) white and grey/black;
- ✓ Crates.

Waste refused in the “Styrofoam and crates” category:

- | | |
|------------------------------------|--|
| ⊗ Packaging chips; | ⊗ PE Foam (Polyethylene foam); |
| ⊗ Coloured polystyrene; | ⊗ LDPE (Low-Density Polyethylene); |
| ⊗ Extruded polystyrene (XPS); | ⊗ PP (Polypropylene); |
| ⊗ Wet polystyrene; | ⊗ Food packaging Styrofoam (meat, fish trays, etc.). |
| ⊗ Polystyrene with labels; | |
| ⊗ XPE (Cross-linked Polyethylene); | |

WHERE? *Where should you put your waste?*

You can dispose of your “Styrofoam and crates waste”:

- **Via our professional waste removal service:**
 - **On a quotation basis:** contact us at pro@arp-gan.be.
 - **For bulky professional waste only:** phone us on 0800/981 81 to make arrangements.
- **At our Recypark accessible to professionals.**
See [rates](#), rules and practical information in this document or on the website's [Recypark](#) page.

HOW? *How should you present your waste?*

Some rules for “Styrofoam and crates waste”:

- ☑ Styrofoam is recognized by its composition of small beads. It breaks if bent and is generally used for packaging electronic devices.
- ☑ Styrofoam must be presented without cardboard, without plastic film, clean, and dry.
- ☑ It is recommended to tie the Styrofoam down so that it does not fly away.
- ☑ Styrofoam is packaged in transparent bags. These can contain a maximum of 2% impurities.
- ☑ Crates are a form of lightweight wooden slatted packaging held together by staples intended for the transport of certain perishable foodstuffs.

3.11. OILS

WHAT? *What waste should be sorted in this category?*

Waste authorized in the “Mineral oils” category:

Mineral oil is a product derived from the processing of natural resources such as crude oil and coal. It is mainly used in industrial and technical applications. It plays an essential role in the operation of machines and the preservation of materials.

- ✓ Products for cleaning, DIY, gardening, printing, the car, etc.

Waste authorized in the “Vegetable oils” category:

Vegetable oil is a liquid or substance extracted from plants.

- ✓ Vegetable oils;
- ✓ Food / frying oil (via [Valorfrit](#));
- ✓ Food / frying fat (via [Valorfrit](#)).

Waste refused in the “Oils” category:

- ⊗ Other substances not listed under “Authorized waste”.

WHERE? *Where should you put your waste?*

You can dispose of your “Oils waste”:

- **Via our professional waste removal service.**
 - **On a quotation basis:** contact us at pro@arp-gan.be.
 - **For bulky professional waste only:** phone us on 0800/981 81 to make arrangements.

HOW? *How should you present your waste?*

Some rules for “Oils waste”:

- ☑ Oils may not be brought to Recypark → See [“Waste not accepted from professionals”](#).
- ☑ Please take account of the safety rules for [“Hazardous waste”](#).

Mineral oils:

- ☑ Maximum 5 litres (container volume) regardless of the waste.
- ☑ In a closed and identified package (full or empty).

Vegetable oils:

- ☑ If possible in their original packaging, closed and identified.
- ☑ Maximum 10 litres (container volume).

3.12. MATTRESSES

WHAT? *What waste should be sorted in this category?*

Waste authorized in the “Mattresses” category:

- ✓ Foam mattresses;
- ✓ Spring mattresses;
- ✓ Latex mattresses.

Waste refused in the “Mattresses” category:

- ⊗ Mattresses that are excessively soiled, degraded or damaged or with large areas in an advanced state of deterioration;
- ⊗ Mattresses in pieces;
- ⊗ Burnt mattresses;
- ⊗ Mattresses whose materials cannot be recycled (straw, animal hair, etc.);
- ⊗ Mattresses whose mechanical strength is seriously compromised;
- ⊗ Damp / visibly wet mattresses or presenting very clear signs of fungal proliferation;
- ⊗ Mattresses that may present risks for the personnel responsible for handling them (pointed or sharp parts, etc.).

WHERE? *Where should you put your waste?*

You can dispose of your “Mattresses”:

- **At our Recypark accessible to professionals.**
See [rates](#), rules and practical information in this document or on the website’s [Recypark](#) page.

HOW? *How should you present your waste?*

Some rules for “Mattresses”:

- ☒ Mattresses must be clean, dry and in good condition.

3.13. MEDICINES AND MEDICAL WASTE

WHAT? *What waste should be sorted in this category?*

Waste authorized in the “Medicines and medical waste” category:



At your pharmacist:

- ✓ Bottles of medicine capsules;
- ✓ Sprays;
- ✓ Bottles of syrup;
- ✓ Tubes of ointment;
- ✓ Tablet strips.

Subject to request for a chemicals quotation:

- ✓ Medicines and cosmetics;
- ✓ Closed bottles of disinfectants and treatment products;
- ✓ Chemical laboratory products (detailed list required);
- ✓ Syringes packaged in special rigid yellow containers (see image above).

Waste refused in the “Medicines and medical waste” category:

- ⊗ Medication cardboard boxes and leaflets → Voir [“Paper and cardboard waste”](#).
- ⊗ Potentially explosive products;
- ⊗ Potentially radioactive products;
- ⊗ Infectious products (clinical waste);
- ⊗ Potentially infectious products (probes, tubing, bags, etc.);
- ⊗ Bacteriological waste;
- ⊗ Other medical waste.

WHERE? *Where should you put your waste?*

You can dispose of your “Medicines and medical waste”:

- **Via our professional waste removal service: request a chemicals quotation.**
Send us your list of waste items via pro@arp-gan.be or by fax to 02/780.28.38.
 - We will send you a quotation for approval;
 - A dispatch note will contain the description and quantities;
 - We will fix an appointment for the collection of your waste;
 - We will remove your waste in a manner consistent with the safety standards specific to your type of waste.
- **At your pharmacist.**

HOW? *How should you present your waste?*

Some rules for “Medicines and medical waste”:

- ☑ Medicines, infectious laboratory products and clinical waste are refused in Recypark → See [“Waste not accepted from professionals”](#).
- ☑ Some medicines and medical waste items may be hazardous, so please also take account of the safety rules for [“Hazardous waste”](#).
- ☑ Put syringes in a special rigid yellow container available in pharmacies.
- ☑ Products should if possible be in their original packaging or in closed and labelled packaging (full or empty).

FURTHER INFORMATION

For more information on health care waste management requirements, check the [Brussels Environment](#) website.

3.14. NON-HAZARDOUS MIXED WASTE

WHAT? *What waste should be sorted in this category?*

Waste authorized in the “Non-hazardous mixed waste” category:

- | | |
|------------------------------------|------------------------------------|
| ✓ Plaster, plaster false ceilings; | ✓ Formwork wood; |
| ✓ Gyproc; | ✓ Wall and floor coverings; |
| ✓ Ytong type cellular concrete; | ✓ Acoustic and thermal insulators; |
| ✓ Ferrous and non-ferrous metals; | ✓ Plastic pipes; |
| ✓ Doors, frames; | ✓ Styrofoam; |
| ✓ Wire fencing; | ✓ Fitted carpets; |
| ✓ Roof beams, floorboards, beams; | ✓ Lino; |
| ✓ Carpentry; | ✓ PVC; |
| ✓ Roofing; | ✓ Glass; |
| ✓ Pallets; | ✓ Furniture. |

Waste refused in the “Non-hazardous mixed waste” category:

- | | |
|----------------------|--|
| ⊗ Paint cans; | ⊗ Chemical and hazardous products and waste; |
| ⊗ Thinners; | ⊗ Medical waste; |
| ⊗ Solvents; | ⊗ Tyres; |
| ⊗ Glues; | ⊗ Roofing materials; |
| ⊗ Mastic; | ⊗ Asbestos (eternit); |
| ⊗ Inks; | ⊗ Waste electrical or electronic equipment (WEEE); |
| ⊗ Fluorescent lamps; | ⊗ LPG tanks; |
| ⊗ Batteries; | ⊗ Gas cylinders; |
| ⊗ Oils; | ⊗ Internal combustion engines; |
| ⊗ Paraffin; | ⊗ Packaging. |
| ⊗ Oil filters; | |
| ⊗ Liquid waste; | |

WHERE? *Where should you put your waste?*

You can dispose of your “Non-hazardous mixed waste”:

- **At our Recypark accessible to professionals.**
See [rates](#), rules and practical information in this document or on the website's [Recypark](#) page.
- **Via our professional waste removal service.**
 - **On a quotation basis:** contact us at pro@arp-gan.be.
 - **For bulky professional waste only:** phone us on 0800/981 81 to make arrangements.

HOW? *How should you present your waste?*

Some rules for “Non-hazardous mixed waste”:

- ☑ For frames, doors and beams, see ‘Sorted waste for which payment is required’.

3.15. METALS

WHAT? *What waste should be sorted in this category?*

Waste authorized in the “Metals” category:

- | | |
|-----------------------|---------------------------|
| ✓ Ferrous metals; | ✓ Metal gutters; |
| ✓ Non-ferrous metals; | ✓ Metal pipes; |
| ✓ Metal frames; | ✓ Bicycle tyres with rim. |
| ✓ Metal shutters; | |

Waste not authorized in the “Metals” category:

- ⊗ LPG tanks;
- ⊗ Gas cylinders;
- ⊗ Internal combustion engines;
- ⊗ Materials contaminated with radioactivity;
- ⊗ Materials containing chemicals;
- ⊗ Bicycle tyres without rim → in “[Bulky Professional Waste](#)” category.

WHERE? *Where should you put your waste?*

You can dispose of your “Metals” waste:

- **At our Recypark accessible to professionals.**
See [rates](#), rules and practical information in this document or on the website’s [Recypark](#) page.
- **Via our professional waste removal service.**
 - **On a quotation basis:** contact us at pro@arp-gan.be.
 - **For bulky professional waste only:** phone us on 0800/981 81 to make arrangements.

HOW? *How should you present your waste?*

Some rules for “Metals” waste:

- ☑ For frames and shutters, see “[Sorted waste for which payment is required](#)”.

3.16. PALLETS

WHAT? *What waste should be sorted in this category?*

Waste authorized in the “Pallets” category:

- ✓ Wooden pallets.

Waste refused in the “Pallets” category:

- ⊗ Plastic pallets → See [“Hard plastics”](#).

WHERE? *Where should you put your waste?*

You can dispose of your “Pallets waste”:

- **At our Recypark accessible to professionals.**
See [rates](#), rules and practical information in this document or on the website’s [Recypark](#) page.
- **Via our professional waste removal service.**
 - **On a quotation basis:** contact us at pro@arp-gan.be.
 - **For bulky professional waste only:** phone us on 0800/981 81 to make arrangements.

HOW? *How should you present your waste?*

Some rules for “Pallets waste”:

- ☑ Pallets must be free of plastic sheeting or cardboard.
- ☑ For pallets, see [“Sorted waste for which payment is required”](#).

3.17. PAINT

WHAT? *What waste should be sorted in this category?*

Waste authorized in the “Paint” category:

- | | |
|---------------------|----------------------|
| ✓ Leftover paint; | ✓ Leftover resin; |
| ✓ Leftover varnish; | ✓ Leftover silicone. |
| ✓ Leftover glue; | |

Waste refused in the “Paint” category:

- ⊗ Other substances not listed under “Authorized waste”.

WHERE? *Where should you put your waste?*

You can dispose of your “Paint waste”:

- **Via our professional waste removal service.**
 - **On a quotation basis:** contact us at pro@arp-gan.be.
 - **For bulky professional waste only:** phone us on 0800/981 81 to make arrangements.

HOW? *How should you present your waste?*

Some rules for “Paint waste”:

- ☑ Used paint may not be brought to Recypark → See [“Waste not accepted from professionals”](#).
- ☑ Maximum thirty litres (30 L) – container volume.
- ☑ In a closed and identified package, full or empty.
- ☑ Some waste in the ‘Paint’ category may be hazardous, so please also take account of the safety rules for [“Hazardous waste”](#).

3.18. BATTERIES

WHAT? *What waste should be sorted in this category?*

Waste authorized in the “Batteries” category:

Via [Bebat](#), which fulfils the take-back obligation for portable, industrial and automotive batteries.

- ✓ Batteries;
- ✓ Car batteries.

Waste refused in the “Batteries” category:

- ⊗ Other waste not listed under “Authorized waste”.

WHERE? *Where should you put your waste?*

You can dispose of your “Batteries waste”:

- **Via our professional waste removal service: request a quotation.**
 - **On a quotation basis:** contact us at pro@arp-gan.be.
 - **For bulky professional waste only:** phone us on 0800/981 81 to make arrangements.

HOW? *How should you present your waste?*

Some rules for “Batteries waste”:

- ☑ Batteries are refused at Recypark → See [“Waste not accepted from professionals”](#).
- ☑ Present your batteries in a small bag.
- ☑ Loose batteries are not accepted.
- ☑ Some waste in the “Batteries” category may be hazardous, so please also take account of the safety rules for [“Hazardous waste”](#).

3.19. PLASTERBOARD

WHAT? *What waste should be sorted in this category?*

Waste authorized in the “Plasterboard” category:

- ✓ Bagged plaster waste.
- ✓ Gyproc.

Waste refused in the “Plasterboard” category:

- ⊗ Cellular concrete.

WHERE? *Where should you put your waste?*

You can dispose of your “Plasterboard waste”:

- **At our Recypark accessible to professionals.**
See [rates](#), rules and practical information in this document or on the website's [Recypark](#) page.
- **Via our professional waste removal service.**
 - **On a quotation basis:** contact us at pro@arp-gan.be.
 - **For bulky professional waste only:** phone us on 0800/981 81 to make arrangements.

HOW? *How should you present your waste?*

Some rules for “Plasterboard waste”:

- ☑ For bagged plaster (scraps, Gyproc type boards and ceilings, see [“Sorted waste for which payment is required”](#)).
- ☑ Plasterboard must be kept dry, in particular by using closed containers with sliding lids → See [“Large containers and compactors”](#).

3.20. HARD PLASTICS

WHAT? *What waste should be sorted in this category?*

Waste authorized in the “Hard plastics” category:

- | | |
|--|--|
| ✓ Plastic buckets, crates, bins, boxes, baskets; | ✓ PVC (gutters, pipes, tubes, panelling, frames, doors, shutters); |
| ✓ Battery-free plastic games and toys; | ✓ Plastic tippers; |
| ✓ Plastic garden furniture; | ✓ Automotive bumpers; |
| ✓ Packaging with a capacity greater than 8 L (flower pots, cans, etc.) → Recypark; | ✓ Jerry cans and barrels without hazard labels; |
| ✓ Plastic pallets; | ✓ Plastic hangers. |
| ✓ HDPE tubes; | |

Waste refused in the “Hard plastics” category:

- ⊗ Fibre-reinforced materials (corrugated sheets, etc.);
- ⊗ Hard plastic objects containing polystyrene products (cool boxes, etc.);
- ⊗ Inflatable and soft toys (balloons, balls, etc.);
- ⊗ Small inflatable pools;
- ⊗ Tupperware;
- ⊗ Composite materials containing textile (motorcycle helmets, car seats, dolls, etc.);
- ⊗ Composite fibreglass materials (motorcycle helmets, etc.);
- ⊗ Composite electrical cable materials;
- ⊗ Rubber hoses with or without reinforcing fibre (watering hoses, etc.);
- ⊗ Containers not free of residual materials (buckets, mortar mixing tubs, etc.);
- ⊗ Flower pots with a volume of less than eight litres (8 L) → See [“PMD waste”](#);
- ⊗ PMD packaging / Non-hard plastic materials → See [“PMD waste”](#);
- ⊗ Car parts → See [“Waste not accepted from professionals”](#).

WHERE? *Where should you put your waste?*

You can dispose of your “Hard plastics waste”:

- **At our Recypark accessible to professionals.**
See [rates](#), rules and practical information in this document or on the website's [Recypark](#) page.
- **Via our professional waste removal service.**
 - **On a quotation basis:** contact us at pro@arp-gan.be.
 - **For bulky professional waste only:** phone us on 0800/981 81 to make arrangements.

HOW? *How should you present your waste?*

Some rules for “Hard plastics waste”:

- ☑ For hard plastics, frames, shutters, panelling and doors, see ‘Sorted waste for which payment is required’.

3.21. TYRES

WHAT? *What waste should be sorted in this category?*

Waste authorized in the “Tyres” category:

- ✓ Rimless car tyres.

Waste refused in the “Tyres” category:

- ⊗ Bicycle tyres with rim → in [“Metals”](#) category;
- ⊗ Rimless bicycle tires → in [“Bulky Professional Waste”](#) category;
- ⊗ Car tyres with rims → contact your garage;
- ⊗ Truck tyres → contact [Recytyre](#) in particular;
- ⊗ Inner tubes → fuchsia commercial / pro bag or black container. See [“Residual waste”](#).

WHERE? *Where should you put your waste?*

You can dispose of your “Tyres waste”:

- **At our Recypark accessible to professionals.**
See [rates](#), rules and practical information in this document or on the website’s [Recypark](#) page.

HOW? *How should you present your waste?*

Some rules for “Tyres waste”:

- ☑ Truck tyres are refused at Recypark → See [“Waste not accepted from professionals”](#).

3.22. CHRISTMAS TREES

WHAT? *What waste should be sorted in this category?*

Waste authorized in the “Christmas Trees” category:

- ✓ Natural Christmas trees;
- ✓ Non-electrified plastic artificial Christmas trees;
- ✓ Electrified Christmas trees (the Christmas tree itself must be electrified, not just the garlands).

WHERE? *Where should you put your waste?*

You can dispose of your Christmas trees:

- **At our Recypark accessible to professionals.**
See [rates](#), rules and practical information in this document or on the website's [Recypark](#) page.

HOW? *How should you present your waste?*

Some rules for “Christmas Trees” waste:

- ☒ Remove the pot / all the decorations and leave the wooden stand.

3.23. SOIL

WHAT? *What waste should be sorted in this category?*

Waste authorized in the “Soil” category:

✓ N/A

Waste refused in the “Soil” category:

⊗ We do not handle this waste stream for professionals (soil of any kind, sand, soot or coal).

WHERE? *Where should you put your waste?*

To dispose of your “Soil waste”:

- **Return it to the supplier if possible.**
- **Contact Brussels Environment.**
For more information, contact their team on 02/775.75.75.

HOW? *How should you present your waste?*

Some rules for “Soil waste”:

- ☑ Soil, sand, coal and soot are refused at our Recypark → See [“Waste not accepted from professionals”](#) and are not collected by our professional waste removal service.

3.24. TEXTILES

WHAT? *What waste should be sorted in this category?*

Waste authorized in the “Textiles” category:

Includes all professional textile equipment, such as:

- ✓ Work clothing (uniforms, aprons, protective equipment) - including clothes with holes in them, provided they are clean and dry;
- ✓ Flat linen (sheets, towels, tablecloths, napkins, etc.);
- ✓ Scrap fabrics;
- ✓ Etc.

Waste refused in the “Textiles” category:

- ⊗ Wet textiles → See [“Residual waste”](#);
- ⊗ Contaminated textiles (fleas, etc.) → See [“Residual waste”](#);
- ⊗ Soiled textiles → See [“Residual waste”](#).

WHERE? *Where should you put your waste?*

You can dispose of your “Textiles waste”:

- **Some upcycling artisans:** These artisans offer their services to professionals and can propose tailor-made solutions. If your textiles are still in good condition, you can call on social economy enterprises for tailor-made solutions focusing on reuse.
- **In the textile bubbles in one of our Recyparks accessible to professionals (only in small quantities):** See [rates](#), rules and practical information in this document or on the website's [Recypark](#) page.

HOW? *How should you present your waste?*

Some rules for “Textiles waste”:

- ☑ Textiles must not be wet, contaminated (fleas, etc.) or soiled → See [“Residual waste”](#);
- ☑ Textiles must be packed in 60l max. bags.
- ☑ For further information, please consult Recycle Bxl Pro website and their [specific information sheet](#) on the management of professional textiles.

3.25. FLAT GLASS

WHAT? *What waste should be sorted in this category?*

Waste authorized in the “Flat glass” category:

- | | |
|---|---------------------------------------|
| ✓ Single plain or coloured flat glass; | ✓ Mirrors; |
| ✓ Double glazing with or without aluminium frame, laminated or not; | ✓ Panes; |
| ✓ Reinforced glass; | ✓ Automotive glass, laminated or not; |
| ✓ Greenhouse glass; | ✓ Aquarium glass; |
| | ✓ Laminated glass (windcreens, etc.). |

Waste refused in the “Flat glass” category:

- ⊗ Food glass (bottles, flasks, etc.) → see [“Glass waste”](#);
- ⊗ Electric bulbs, neon tubes;
- ⊗ Frames (wood, PVC, metal, etc.);
- ⊗ Vitroceramic glass (Pyrex glass, glazing from wood burners, stoves, ovens, microwaves or vitroceramic hobs) → See [“Bulky professional waste”](#).

WHERE? *Where should you put your waste?*

You can dispose of your “Flat glass waste”:

- **At our Recypark accessible to professionals.**
See [rates](#), rules and practical information in this document or on the website’s [Recypark](#) page.

HOW? *How should you present your waste?*

Some rules for “Flat glass waste”:

- ☑ For flat construction glass, see [“Sorted waste for which payment is required”](#).

4. COLLECTION EQUIPMENT

4.1. OVERVIEW OF AVAILABLE VOLUMES

Please find details below of the containers available for the collection of your waste:

*	Container	Commercial / pro bag	Loose	Compactor	Large container
Paper and cardboard waste	240 L yellow 660 L yellow 1100 L yellow	30 L yellow	0.5 m ³ 1 m ³	20 m ³	Category 1 > 20 m ³ Category 2 < 20 m ³
PMD waste	240 L blue 660 L blue 110 L blue	50 L blue	N/A	N/A	
Food or kitchen waste	25 L orange 140 L orange 240 L orange	30 L orange 80 L transparent **	N/A	N/A	
Green or garden waste	N/A	60 L light green	N/A	N/A	
Glass waste***	140 L dark green 240 L dark green	N/A	N/A	N/A	
Residual waste	140 L black 240 L black 660 L black 1100 L black	80 L fuchsia	1 m ³	20 m ³	
Styrofoam and crates	N/A	N/A	0.5 m ³ 1 m ³	N/A	

* "L" stands for the volume in litres and 'm³' for cubic metres.

** The eighty-litre (80 L) transparent bag, available for purchase from us, is designed to keep your orange container clean. It is exclusively intended to be used for container collection. It may not be used for collection in bags.

*** Glass can be presented as follows: white glass, coloured glass, mixed glass.

Some specific points:

- For waste that you bring to a Recypark, please refer to the sorting rules, prices and volumes accepted for professionals.
- For the quotation-based professional waste removal service, we will analyse with you the most appropriate means of collection depending on the type of your waste and the volume of waste you generate.
- Special rigid yellow containers are also available in pharmacies for medical waste (syringes, etc.). For more information, see ["Medicines and medical waste"](#).

4.2. CONTAINERS



We hire out containers of various sizes for the collection of different categories of waste. Container hire arrangements can be tailored to your specific needs in terms of volume and collection frequency.

Here is a non-exhaustive list of important points regarding collection containers:

- Your containers must be on the kerbside only during collection times. Please return them to your premises after each collection.
- The containers made available by Bruxelles-Propreté Pro comply with the requirements of the loaders and trucks used to mechanically lift and empty them.
- Please only use:
 - The blue container for [PMD waste](#);
 - The yellow container for [Paper and cardboard waste](#);
 - The green container for [Glass waste](#);
 - The orange container for [Food or kitchen waste](#);
 - The black containers for [Residual waste](#);
 - The [special rigid yellow container](#) for syringes.
- If there is prior written agreement in place with Bruxelles-Propreté Pro, you have permission to use your own containers as long as they comply with the service provider's same requirements and with the rules on volumes, dimensions, colour depending on the waste category, the lid, the wheels, etc.
- To be accepted for collection, containers must be easy for our teams to handle. It is important to consider their weight and where to leave them. For example, a container that is too heavy, left on cobbles or gravel, or needs to be lifted off a curb may be impossible to collect, so pay attention to these details when preparing your containers for collection.

Volume	Max. filling weight (Kg)	Max. total weight (Kg)	By load weight = maximum weight of the load / goods.
140 L	56	70	
240 L	96	110	By total authorized weight = load weight + empty container weight.
660 L	264	310	
1100 L	440	510	

- The use of a compactor or press to increase the load of waste in a container is prohibited.
- Your containers must be clearly identifiable in order to differentiate them from those of neighbouring customers or apartment blocks.
- Your containers must be presented for collection with the lid closed and must be cleaned regularly by you (mainly in the case of food waste, glass, etc.).

- If you wish to lock your containers, please use coded containers and provide us with the combination to open them. We do not accept key-operated padlocks.
- Concerning hazardous or potentially hazardous waste, please follow the safety rules relating to the containers to be used for bringing in your waste or having it collected. For more information, see [“Chemical and hazardous waste”](#).

To order / repair containers:

Please contact our sales team via pro@arp-gan.be, making sure to provide us with the following information:

- Types of containers desired / to be repaired;
- Quantity desired / to be repaired;
- Contract, customer or VAT number;
- Your company's name;
- Delivery / repair address;
- Telephone number;
- Your opening hours.

Our sales representatives are also available to advise you on the number of containers to choose per category to ensure optimal recycling efficiency and value for money.

4.3. BAGS



We sell commercial bags, also called “pro bags”, of various volumes (30 L, 50 L, 60 L or 80 L) depending on the different types of waste you generate.

Here is a non-exhaustive list of important points regarding PRO collection bags:

- Commercial / pro bags are exclusively sold by Bruxelles-Propreté Pro.
- For the collection of waste in bags, the use of bags other than the commercial / pro bags provided for this purpose is prohibited. Please only use:
 - The blue pro bag for [PMD waste](#);
 - The yellow pro bag for [Paper and cardboard waste](#);
 - The green pro bag for [Green or garden waste](#);
 - The orange pro bag for [Food or kitchen waste](#);
 - The fuchsia pro bag for [Residual waste](#).
- Please note that it is prohibited to use the white bag, which is specifically reserved for the collection of residual waste for citizens who do not have commercial contracts. Professionals who have arranged a collection contract with us are required to make exclusive use of the fuchsia commercial / PRO bag for the collection of their residual waste. Professionals who continue to use white bags are liable to penalties and fines. The same applies to the use of other colours of bags which also have the “PRO” logo as they are intended for our professional customers.
- Please present your commercial / pro bags closed for collection, so that their contents don't spill out and they are easy to handle.
- The maximum weight of a bag is fifteen kilograms (15 kg).

To order commercial / pro bags:

Please contact our sales team via pro@arp-gan.be, making sure to provide us with the following information:

- Types of bags desired;
- Number of rolls required per type of bags (minimum 2);
- Contract, customer or VAT number;
- Your company's name;
- Delivery address;
- Telephone number of on-site contact person;
- Your opening hours.

Our sales team is available to advise you on the number of rolls of bags to order per category to ensure optimal recycling efficiency and value for money.

You can also order your commercial / pro bags in your [My Pro Zone](#).

4.4. LOOSE ITEMS

Here is a non-exhaustive list of important points regarding loose items for collection:

- Paper and cardboard waste must be clean, dry, free from residue, free from plastic film.
- Pieces of cardboard / newspapers that do not fit in the yellow commercial / pro bag can be folded and tied securely. It is preferable to use cotton, hemp, jute or sisal string for this. Do not use plastic ties.
- Paper and cardboard waste may also be put out for collection in cardboard boxes. Paper and cardboard waste must not spill from the box that is used.
- As far as possible, remove stickers, tape or adhesive from cardboard before putting it out for collection.
- For the safety of the teams responsible for collection and for more efficient handling during collection rounds, ensure that the compacted cardboard bales and cardboard boxes are easy to handle and transport, i.e. of a reasonable size and weight. Use two medium-sized bales instead of one that is excessively heavy.
- The maximum weight of a bag, bale or box is fifteen kilograms (15 kg).
- If styrofoam is presented loose, it must be presented without cardboard and without plastic film. It is advisable to tie the styrofoam together so that it does not fly away.
- Styrofoam can also be taken to our [Recypark](#) accessible to professionals.

4.5. LARGE CONTAINERS AND COMPACTORS

We provide large containers and compactors of various volumes depending on the different types of waste you generate (subject to availability on the requested dates).



“Chapel” container

E.g. 15 m³, 17 m³

Paper and cardboard or PMD



Container with tarpaulin or netting

E.g. 26 m³

All types of waste accepted by Bruxelles-Propreté Pro except for “Bricks and brick fragments” and “Construction, renovation and demolition waste”.



Open container with tarpaulin or netting

E.g. 36 m³

All types of waste accepted by Bruxelles-Propreté Pro except for “Bricks and brick fragments” and “Construction, renovation and demolition waste”.



Open container

E.g. 10 m³

All types of waste accepted by Bruxelles-Propreté Pro.

Maximum 10 m³ for “Bricks and brick fragments” and “Construction, renovation and demolition waste”.



BAV technical container

(“bubble” transport)

E.g. 10 m³



Closed container with sliding roof for gyproc/plasterboard
E.g. 10 m³



BAV emptying container
E.g. 30 m³



AJK compactor
E.g. 20 m³




ABP Recupel closed container
E.g. 36 m³



Container with “wagon” door

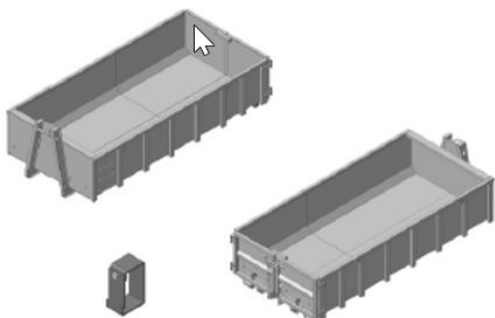


Container with double door




TP skip 12 m³ 5000 x 2300 x 1000 mm

Sheet metal thickness: 5/3/3/3 mm
 Double-closing doors
 Rollers 200/170 mm
 Front same height as drop sides
 Driver side ladder
 Tarp hooks
 Painted in a colour of your choice




TP skip 15 m³ 5500 x 2300 x 1200 mm

Sheet metal thickness: 5/3/3/3 mm
 Double-closing doors
 Rollers 200/170 mm
 Front same height as drop sides
 Driver side ladder
 Tarp hooks



TP skip 20 m³ 5500 x 2300 x 1600 mm

Sheet metal thickness: 5/3/3/3 mm
 Double-closing doors
 Rollers 200/170 mm
 Front same height as drop sides
 Driver side ladder
 Tarp hooks



ARC 20 m³ 6000 x 2300 x 1450 mm

Sheet metal thickness 5/3/3/3 mm
 Standard rollers 200/170 mm
 Ladder on the side
 Tarp hooks
 Double-closing doors
 Rounded corners 5 mm
 Colour RAL 2009 repaint in RAL 3000



TP 30 m³ 6000 x 2300 x 2200 mm

Sheet metal thickness: 5/3/3/3 mm
 Double-closing doors
 Rollers 200/170 mm
 Front same height as drop sides
 Driver side ladder
 Tarp hooks
 To be painted in RAL 3000

Here is a non-exhaustive list of important points regarding large containers and compactors:

- Waste put out in large containers / compactors must be loose.
- For the wood category, please specify the type of wood:
 - Wood A (pallets);
 - Wood B (mixed wood, bulky wood);
 - Wood C (chemically treated wood, not collected via professional waste removal, to be brought to Recypark only).
- It is prohibited to put any waste in a large container and/or compactor other than waste that meets the specifications and types of waste defined by the company that owns the container and/or compactor, i.e. waste similar in nature and composition to household waste.
- It is prohibited to leave waste next to a large container and/or compactor.
- Large containers and/or compactors cannot be filled any higher than the side edges (maximum height = side height).
- The placing and removal of large containers and/or compactors, which may take no more than thirty minutes (30 min) in each case, take place in the morning between 7.00 and 12.00 and/or in the afternoon between 14.00 and 17.00, by appointment made with Bruxelles-Propreté Pro. If, due to your installations, the work involved in placing and/or removing a large container and/or a compactor is expected consistently to exceed thirty minutes (30 min), the expected amount of time can be agreed and indicated in [Annex I](#). If the placing and/or removal exceeds this duration of thirty minutes (30 min), or more if agreed in [Annex I](#), additional costs will be charged as indicated in the contract or the quotation.
- You must be duly represented at the time of placement and removal of containers / compactors. You must notify our sales team in advance of the person who will represent you. Failing this, our team will not proceed with the placement and/or removal;
- Please contact the competent authorities to reserve a parking space large enough for the placement and/or collection of the large container or compactor. Also take the necessary measures in terms of authorisation, signage and safety (e.g. setting up metal markers in the ground).

5. COLLECTION LOCATIONS

Here is a non-exhaustive list of important points regarding the collection locations for your waste:

- In the absence of specific provisions to the contrary, which must be mentioned in [Annex I](#), your different waste* streams must be separated and grouped by type and put out on the pavement or verge next to the road, building front, hedge, fence or property line, in the immediate vicinity of the property's entrance or garage door. Your waste must not encroach on neighbouring properties or obstruct users of the pavement or road system.
- The waste* may not be left within a radius of one metre (1 m) around public litter bins, to ensure that these bins remain accessible to citizens and employees of Bruxelles-Propreté Pro.
- In the event that roads are inaccessible to the collection vehicle used by Bruxelles-Propreté Pro (courtyards, dead ends, private roads etc.), the waste* streams must be separated and grouped by type and put out on the pavement or verge of the nearest road accessible to the vehicle or at the collection point designated by Bruxelles-Propreté Pro, with the same precautions being taken.
- To be accepted for collection, containers must be easy for our teams to handle. It is important to consider their weight and where to leave them. For example, a container that is too heavy, left on cobbles or gravel, or needs to be lifted off a curb may be impossible to collect, so pay attention to these details when preparing your containers for collection.
- A sufficiently large parking space must be provided by you for bulky waste / large containers in front of your building; this space must be clear and accessible for the truck at the time of loading.

** Bags, containers (volumes expressed in litres), crates, packages and/or bundles.*

6. PUTTING OUT & COLLECTION TIMES

6.1. FOR ORDINARY WASTE

Unless specific stipulations to the contrary are expressly set out in [Annex I](#), or certain areas are subject to alternative schedules, the so-called 'Standard' schedules are as follows:

For collections that take place in the morning (AM) between 5.30 and 14.00:

→ Waste* should be put out the day before collection between 18.00 and 24.00.

For collections that take place in the afternoon (PM) between 12.30 and 21.00:

→ Waste* should be put out on the morning of collection before 12.00.

For collections that take place in the evening (NOC) between 20.00 and 2.00:

→ Waste* should be put out between 18.00 and 20.00 on the day on which the collection round starts.

** Bags, containers (volumes expressed in litres), crates, packages and/or bundles.*

6.2. FOR SPECIFIC WASTE ITEMS

- The collection date and time are organised based on an appointment made in advance with our sales team.
- You can put out your waste no more than one hour before the collection time slot indicated by Bruxelles-Propreté Pro.
- You must be duly represented at the time of removal of your waste. Please notify our sales team in advance of the person who will represent you. Failing this, our team will not proceed with removal.
- If the collection vehicle does not come or some or all of the waste is not removed, you are required to bring the waste back into your premises and, if necessary, resubmit a collection request to our sales team.

7. BRINGING WASTE TO A RECYPARK

We are constantly looking for new recycling channels to encourage the circular economy. This both preserves material and energy resources and contributes directly and indirectly to the fight against climate change.

You are allowed to bring your waste to the Brussels Recypark accessible to professionals – subject to their rules and prices – with the exception of waste that appears in the list of [“Waste not accepted from professionals”](#).

7.1. RECYPARK REGULATIONS

Terms and payment

- ✓ You **must be domiciled in the Brussels Region** and present your identity card.
- ✓ Provide the necessary documents to access the Recypark as a professional (example : **presentation of an official document** with all the data of your company).
- ✓ Your **invoice must be requested on site** before payment.
- ✓ Payment may **only be made by bank card** (no cash).


Waste sorting and disposal

- ✓ **Only one visit per day and per vehicle.**
- ✓ To see the **list of free sorted waste** and **sorted waste subject to charges**, please refer to the [“Rates”](#) section below.
- ✓ You **must sort your waste** into the right categories **beforehand**.
- ✓ You must arrange the categories of waste so that they **can easily be checked**.
- ✓ The vehicle may **only contain waste intended for the Recypark**.
- ✓ Access will be refused to **vehicles containing unsorted or refused waste**.
- ✓ **Certain types of waste are not accepted from professionals**. Please refer to the [“Waste refused from professionals”](#) section below.
- ✓ You must **unload** your own waste and **transfer** it into the appropriate containers yourself.
- ✓ In case of doubt about the origin of the waste, or in the event of a possible dispute, **our staff is authorized to register the relevant data from your identity card**.


Recypark Buda

Max Height 1.85 m

Accepted ✓



No access for trailers or vehicles higher than 1.85 m




✓ Please go to Recypark Humanité
Boulevard de l'Humanité 350 à 1190 Forest

Recypark Humanité

All vehicles weighing less than 3,5t


Accepted ✓




Recypark Sud

Max Height 1.85 m

Accepted ✓



No access for trailers or vehicles higher than 1.85 m



✓ Please go to Recypark Humanité
Boulevard de l'Humanité 350 à 1190 Forest

Vehicles, cyclists and pedestrians

- ✓ You must use a vehicle with a total ground weight < **3.5t**.
- ✓ **Cyclists are allowed.**
- ✓ Vehicles with a **trailer** and **vehicles over 1.85 meters** high must **go to Recypark Humanité**.
- ✓ **Pedestrians are allowed as long as they are not motorists who leave their vehicle** in the queue or in the visible surroundings to enter the Recypark on foot.

Recypark Demets



Behavior

- ✓ Objects / waste **may not be retrieved**.
- ✓ **No aggressive behaviour will be tolerated.** In the event of insults or threats (verbal or physical), Bruxelles-Propreté reserves the right to refuse your waste and to take legal action.
- ✓ Please **do not clean your vehicle on site** after unloading.

7.2. SORTED WASTE FOR WHICH PAYMENT IS REQUIRED FROM PROFESSIONALS

Per vehicle and per day:

- More than 3 m³ of waste, all categories combined: €121 incl. VAT

Less than 3m³, free for the following sorted waste:

- | | |
|-----------------------------------|---|
| ✓ Paper; | ✓ Small / large household electrical appl.; |
| ✓ Cardboard; | ✓ Ferrous and non-ferrous metals; |
| ✓ PMD packaging; | ✓ Corks; |
| ✓ Glass bottles, jars and flasks; | ✓ Tyres without rims (maximum 5). |

Less than 3m³, payment required for the following sorted waste:

- € **Bulky household items or similar** → €121 incl. VAT per vehicle / per day;
- € **Plastic packaging other than PMD** → €121 incl. VAT per vehicle / per day;
- € **Non-food styrofoam packaging** → €121 incl. VAT per vehicle / per day;
- € **Hard plastics, including flower pots** → €121 incl. VAT per vehicle / per day;
- € **Green or garden waste** → €90.75 incl. VAT per vehicle / per day;
- € **Bathroom fittings (toilets, sinks, washbasins, etc.)** → €3.03 incl. VAT / per item;
- € **Frames** → €3.03 incl. VAT / per item;
- € **Doors** → €3.03 incl. VAT / per item;
- € **Construction timber** → €3.03 incl. VAT / per item;
- € **Garden wood** → €3.03 incl. VAT / per item;
- € **Beams** → €3.03 incl. VAT / per item;
- € **Shutters** → €3.03 incl. VAT / per item;
- € **Insulation** → €3.03 incl. VAT / per item;
- € **PVC panelling, corrugated panels, etc.** → €3.03 incl. VAT / per item;
- € **Marble slabs** → €3.03 incl. VAT / per item;
- € **Pallets** → €3.03 incl. VAT / per item;
- € **Flat construction glass** → €3.03 incl. VAT / per item;
- € **Bagged plaster: scraps, Gyproc type boards and ceilings** → €4.48 incl. VAT / per bag
Maximum 20 kg / per bag – Maximum 20 bags – Bag dimensions: 50 x 80 cm;
- € **Bricks, brick fragments, pebbles, stones, gravel** → €4.48 incl. VAT / per bag
Maximum 20 kg / per bag – Maximum 20 bags – Bag dimensions: 50 x 80 cm;
- € **Concrete, cement** → €4.48 incl. VAT / per bag
Maximum 20 kg / per bag – Maximum 20 bags – Bag dimensions: 50 x 80 cm;
- € **Tiles, slabs, slates** → €4.48 incl. VAT / per bag
Maximum 20 kg / per bag – Maximum 20 bags – Bag dimensions: 50 x 80 cm;
- € **Sawdust** → € 4.48 incl. VAT / per item
Maximum 20 kg / per bag – Maximum 20 bags – Bag dimensions: 50 x 80 cm.

7.3. WASTE REFUSED FROM PROFESSIONALS

Instructions are given below on how to get rid of the various types of waste that are not accepted from professionals at our Recypark:

- **Professional electrical appliances** → You can get rid of these via our professional waste removal service (by quotation: contact us at pro@arp-gan.be – for bulky professional waste only: make an appointment on 0800/981 81), or contact Recupel directly: www.recupel.be.

For more information, consult [“Professional electrical and electronic waste”](#).

- **Other chemical waste** → You can get rid of this via our professional waste removal service: ask for a chemicals quotation. Send us your list of chemical waste items at pro@arp-gan.be or by fax to 02/780.28.38.

- We will send you a quotation for approval;
- A dispatch note will contain the description and quantities;
- We will fix an appointment for the collection of your waste;
- We will remove your chemical waste in a manner consistent with the safety standards specific to your type of waste.

For more information consult, [“Chemical and hazardous waste”](#).

- **Gas cylinders or cartridges, LPG tanks, helium cylinders** → Return to the supplier if possible or contact [Bruxelles Environnement](#) for more information on 02/775.75.75.
- **Nitrous oxide cylinders** → Please contact our sales team so that we can analyze your collection request: pro@arp-gan.be.
- **Food waste** → Put in the orange container or the commercial / pro orange bag. For more information, consult [“Food or kitchen waste”](#).
- **Asbestos waste** → Please contact the collection centres in the Brussels-Capital Region (De Meuter or Renewi Belgium) or contact [Bruxelles Environnement](#) for more information on 02/775.75.75.
- **Residual waste** → Put in the black container or the commercial / pro fuchsia bag. For more information, consult [“Residual waste”](#).
- **Fireworks and other explosives, ammunition** → Return to the supplier if possible or contact [Bruxelles Environnement](#) for more information on 02/775.75.75.
- **Beer kegs** → Return to the supplier if possible or contact [Bruxelles Environnement](#) for more information on 02/775.75.75.
- **Roof covering materials (roofing felt / Derbigum)** → Return to the supplier if possible or contact [Bruxelles Environnement](#) for more information on 02/775.75.75.
- **Medicines and medical waste** → You can get rid of this at your pharmacist or via our professional waste removal service: ask for a chemicals quotation. Send us your list of waste items via pro@arp-gan.be or by fax to 02/780.28.38.
 - We will send you a quotation for approval;
 - A dispatch note will contain the description and quantities;
 - We will fix an appointment for the collection of your waste;
 - We will remove your waste in a manner consistent with the safety standards specific to your type of waste;

For more information, see [“Medicines and medical waste”](#).

- **Internal combustion engines** → Return to the supplier if possible or contact [Bruxelles Environnement](#) for more information on 02/775.75.75.
- **Neon lights** → You can get rid of these via our professional waste removal service (by quotation: contact us at pro@arp-gan.be – for bulky professional waste only: make an appointment on 0800/981 81). For more information, consult [“Light bulbs and lamps”](#).
- **Paint, waste oil** → You can get rid of this via our professional waste removal service (by quotation: contact us at pro@arp-gan.be – for bulky professional waste only: make an appointment on 0800/981 81). For more information, consult [“Paint”](#) and [“Oils”](#).
- **Automotive parts** → Return to the supplier if possible or contact [Bruxelles Environnement](#) for more information on 02/775.75.75.
- **Batteries** → You can get rid of these via our professional waste removal service (by quotation: contact us at pro@arp-gan.be – for bulky professional waste only: make an appointment on 0800/981 81). For more information, consult [“Batteries”](#).
- **Truck tyres** → Contact Recytyre: www.recytyre.be.
- **Infectious laboratory products, clinical waste** → Return to the supplier if possible or contact [Bruxelles Environnement](#) for more information on 02/775.75.75.
- **Radioactive substances** → Return to the supplier if possible or contact [Bruxelles Environnement](#) for more information on 02/775.75.75.
- **Stumps and trunks (more than 30 cm in diameter or 2 m in length)** → Return to the supplier if possible or contact [Bruxelles Environnement](#) for more information on 02/775.75.75.
- **Soil, sand, coal and soot** → Return to the supplier if possible or contact [Bruxelles Environnement](#) for more information on 02/775.75.75.
- **Grass cuttings** → Put in the green commercial / pro bag. For more information, consult [“Green or garden waste”](#).

8. ANNEX 1 – SPECIFIC CONDITIONS FOR ACCEPTANCE

Customer ID: _____

Contract ID: _____

Quotation ID: _____

Type of waste, container and volume concerned:

Type of waste	Container type	Volume	Collection day(s)

Specific collection location:

Specific collection conditions: *(use of a key, code, specific time, anything else)*

Other remarks:

Parties' signature in confirmation of agreement:

Customer

**Sales representative
Bruxelles-Propreté Pro**

**Operational manager
Bruxelles-Propreté Pro**

Surname, First name
Function

Surname, First name

Surname, First name

Date:
Location:

Date:
Location:

Date:
Location: